

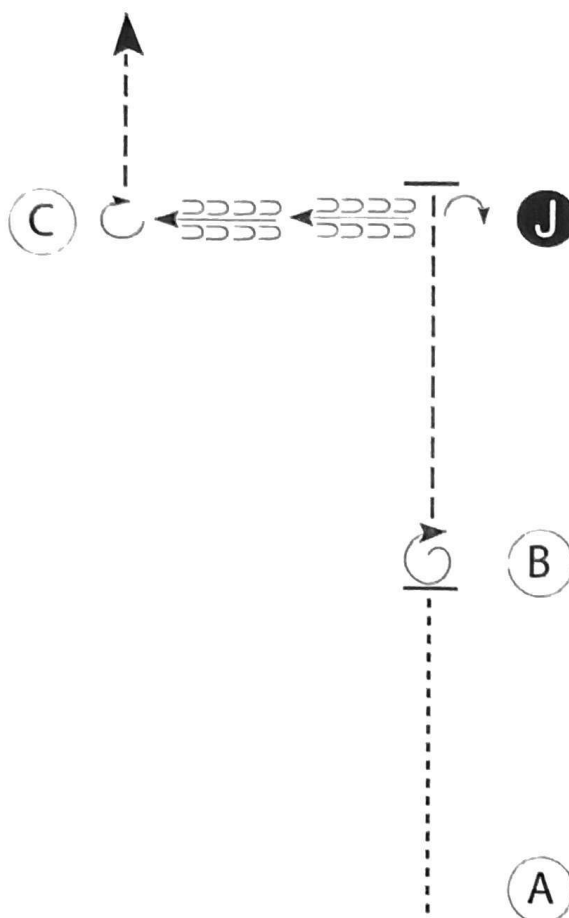
ST CLAIR COUNTY 4-H QUALIFYING SHOW

SHOWMANSHIP (CLASS 1 & 2)

Show Date: 06-22-2025

www.HorseShowPatterns.com

www.HorseShowPatterns.com



Be ready at A.

1. Walk A to B.
2. Stop at B and perform a 360 degree turn.
3. Trot until even with Judge.
4. Stop and perform a 90 degree turn; set up for inspection.
5. When dismissed, back to C.
6. Perform a 270 degree turn and trot straight away.

Follow the instructions of your ring steward.

Walk -----
Trot -----
Back ←=====

Marker (B)
Judge (J)

[S/2-4]

Pattern Provided by:
ROCKING K FARMS

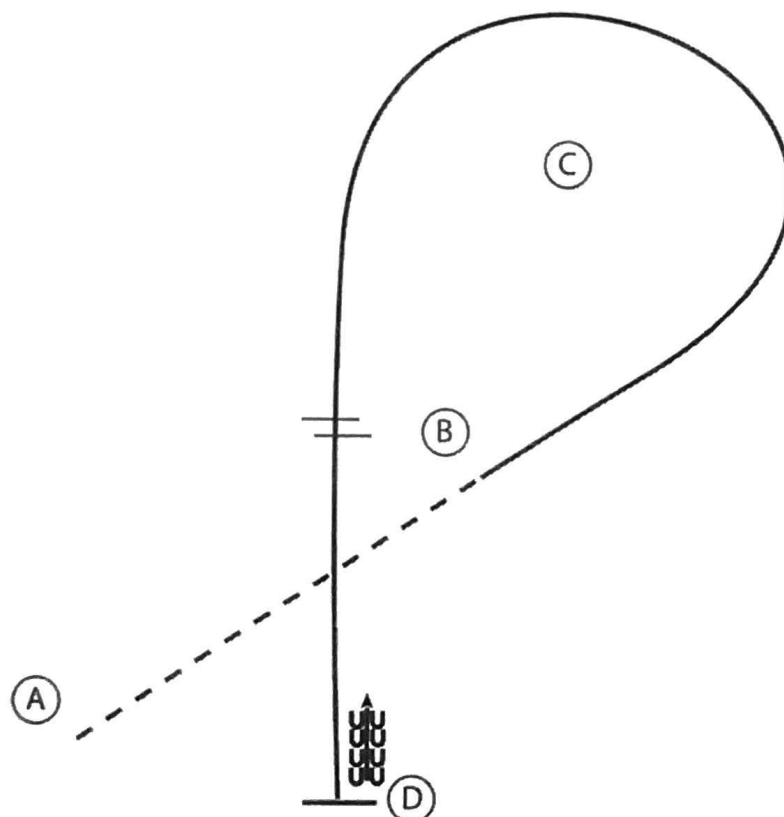
ST CLAIR COUNTY 4-H QUALIFYING SHOW

ENGLISH EQUITATION (CLASS 10 & 12)

Show Date: 06-22-2025

www.HorseShowPatterns.com

www.HorseShowPatterns.com



1. Posting trot, right diagonal, A to B
2. At B canter on the right lead around C to B
3. At B perform a simple lead change and continue to D
4. Stop at D and back approximately one horse length.

Walk
Trot	- - - - -
Extended Trot	— — — — —
Canter	—————
Leg Yield	
Lead Change	↗ ↘
Back	← ← ← ← ←
Marker	(B)
Sidepass	← — — — — →

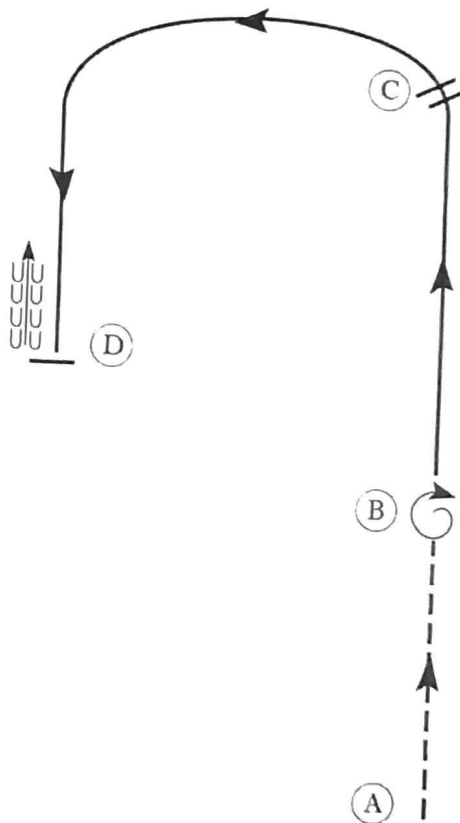
[HSE/2-9]

Pattern Provided by:
ROCKING K FARMS

ST CLAIR COUNTY 4-H QUALIFYING SHOW

ENGLISH EQUITATION PATTERN (CLASS 11)

Show Date: 06-22-2025



Be ready at A.

1. Posting trot on the left diagonal from A to B.
2. Stop at B and turn on the forehand 360 degrees to the right.
3. Canter on the right lead from B to C.
4. Change leads at C.
5. Canter on the left lead to D.
6. Stop and back approximately one horse length at D.

Exit at a sitting trot.

Walk	-----
Trot	- - - - -
Extended Trot	— — — — —
Canter	— — — — —
Leg Yield	
Lead Change	— / —
Back	← ← ← ← ←
Marker	(B)
Sidepass	← — — — —
Hand Gallop	— — — — —

[HSE/3-22]

Pattern Provided by:

ROCKING K FARMS

©2025 HorseShowPatterns.com All Rights Reserved

ST CLAIR COUNTY 4-H QUALIFYING SHOW

WESTERN HORSEMANSHIP (CLASS 15 & 16)

Show Date: 06-22-2025

www.HorseShowPatterns.com

www.HorseShowPatterns.com

Begin before A at a jog.

1. Jog from A to B.
2. At B, lope on the left lead and circle at B as shown. Stop facing B.
3. Turn 1 1/4 turn to the left.
4. Back one horse length.
5. Lope on the right lead to C. Stop at C.

Follow the instructions of your ring steward.

(C)

(B)

(A)

Walk -----

Jog - - - - -

Extended Jog - - - - -

Lope _____

Leg Yield |||||

Lead Change 

Back 

Marker (B)

Sidepass 

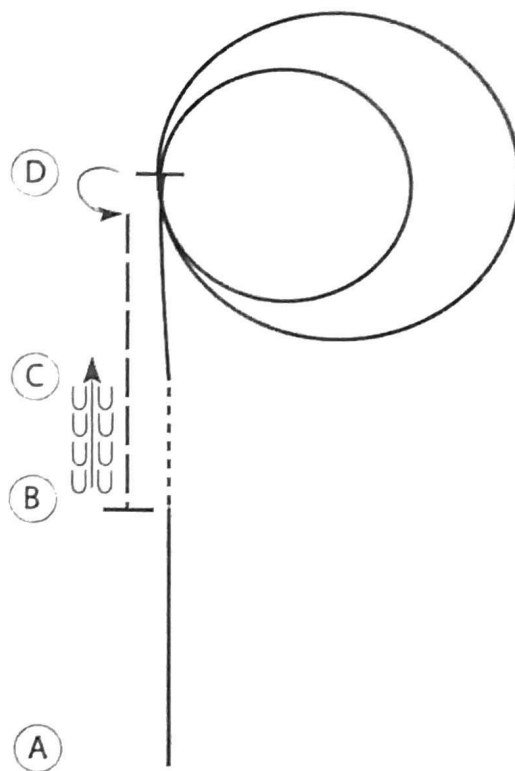
[WH/2-17]

Pattern Provided by:
ROCKING K FARMS

ST CLAIR COUNTY 4-H QUALIFYING SHOW

WESTERN HORSEMANSHIP PATTERN (CLASS 17)

Show Date: 06-22-2025



Be ready at A.

1. Lope on the left lead to B.
2. Walk B to C.
3. Lope on the right lead to D.
4. Lope a large fast circle to the right.
5. Lope a small slow circle to the right.
6. Stop at D and perform a 180 degree spin to the left.
7. Extend the jog to B.
8. Stop at B and back to C.

Follow the instructions of your ring steward.

Walk	-----
Jog	-----
Extended Jog	-----
Lope	-----
Leg Yield	
Lead Change	↗↘
Back	←←←←←
Marker	(B)
Sidepass	←←←←←

[WH/3-1]

Pattern Provided by:
ROCKING K FARMS

©2025 HorseShowPatterns.com All Rights Reserved

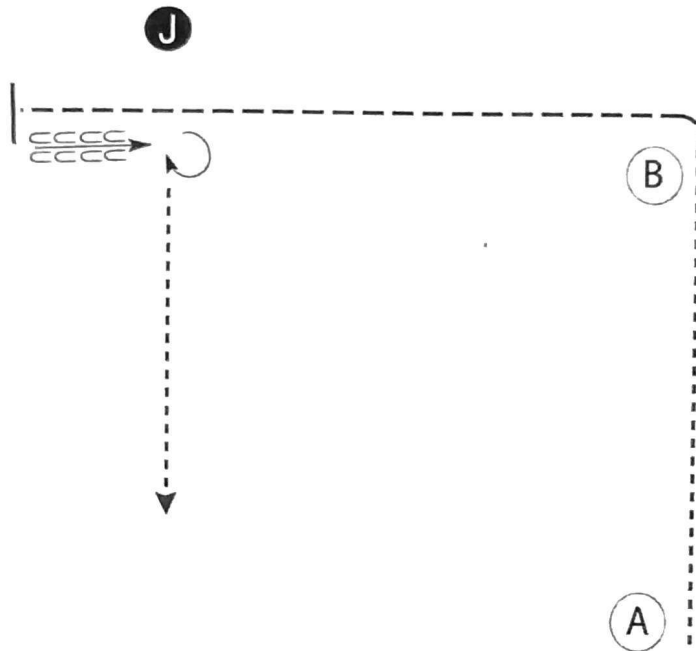
ST CLAIR COUNTY 4-H QUALIFYING SHOW

GYMKHANA SHOWMANSHIP (CLASS 23 & 24)

Show Date: 06-22-2025

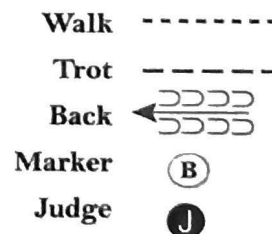
www.HorseShowPatterns.com

www.HorseShowPatterns.com



Be ready at A.

1. Walk to B.
2. Trot around B and past judge.
3. Stop past judge and back until hind end of horse is even with judge.
4. Turn 270 degrees and set up for inspection.
5. When dismissed, walk straight away from judge.



[S/2-23]

Pattern Provided by:
ROCKING K FARMS