

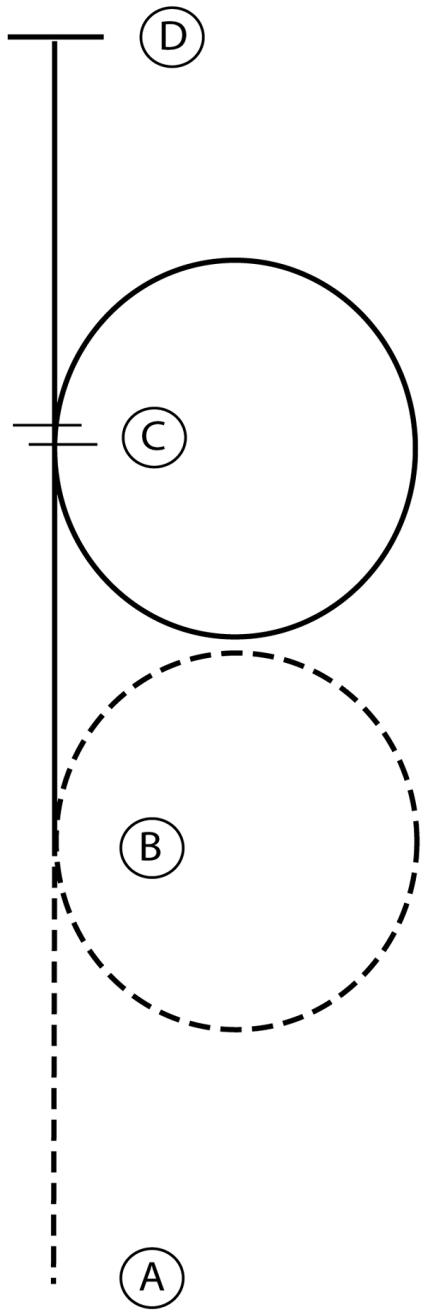
# St. Clair County State Qualifying Show

## English Equitation (All Ages)

Show Date: 06-07-2026

www.HorseShowPatterns.com

www.HorseShowPatterns.com



1. Sitting trot A to B
2. At B posting trot circle to the right around B on the left diagonal
3. At B canter on the right lead to and in a circle around C
4. At C perform a simple lead change and continue to D
5. Stop at D

Walk	.....
Trot	-----
Extended Trot	-----
Canter	—————
Leg Yield	
Lead Change	↘
Back	←←←←←
Marker	⊙
Sidepass	←←←←←

[HSE/2-17]

Pattern Provided by:  
*Jennifer Ypma*

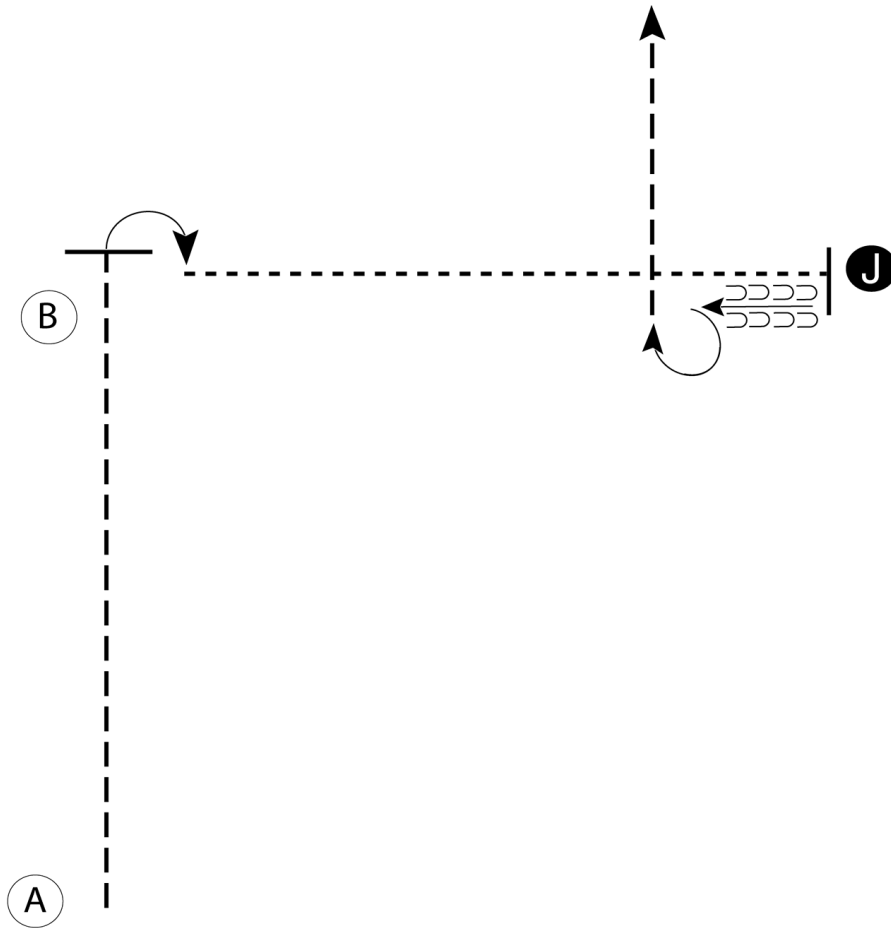
# St. Clair County State Qualifying Show

## Showmanship (All Ages)

Show Date: 06-07-2026

w w w . H o r s e S h o w P a t t e r n s . c o m

w w w . H o r s e S h o w P a t t e r n s . c o m



1. Begin at A. Trot from A past B
2. Stop and perform a 90 degree turn
3. Walk to the Judge, stop and set up for inspection
4. When dismissed back one horse length and perform a 270 degree turn
5. Trot to the line-up

Walk	-----
Trot	- - - - -
Back	←
Marker	Ⓟ
Judge	Ⓝ

[S/1-14]

Pattern Provided by:  
*Jennifer Ypma*

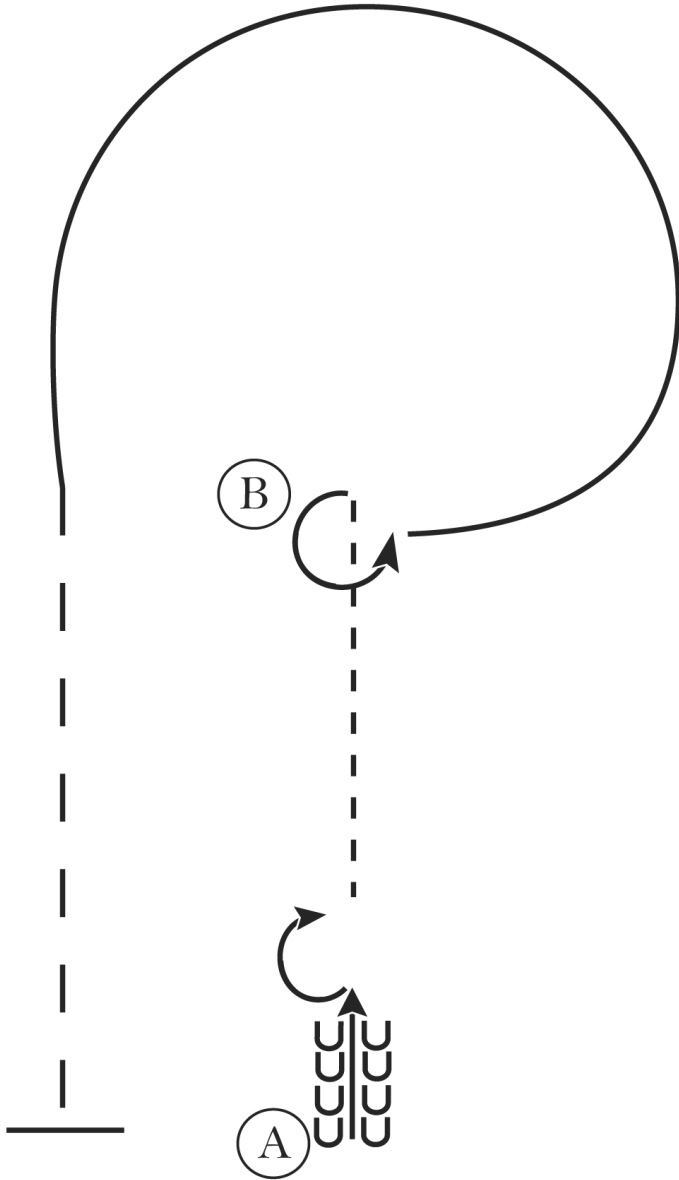
# St. Clair County State Qualifying Show

## Western Horsemanship (All Ages)

Show Date: 06-07-2026

www.HorseShowPatterns.com

www.HorseShowPatterns.com



1. Back 4 steps at A.
2. Perform a 180 degree turn to the right.
3. Jog to B.
4. At B perform a 270 degree turn to the left .
5. Lope a circle around B on the left lead.
6. At B extend the jog to A.
7. At A stop.

Walk	.....
Jog	-----
Extended Jog	-----
Lope	—————
Leg Yield	
Lead Change	↘
Back	←←←←← ←←←←←
Marker	Ⓚ
Sidepass	←←←←←

[WH/2-8]

Pattern Provided by:

*Jennifer Ypma*

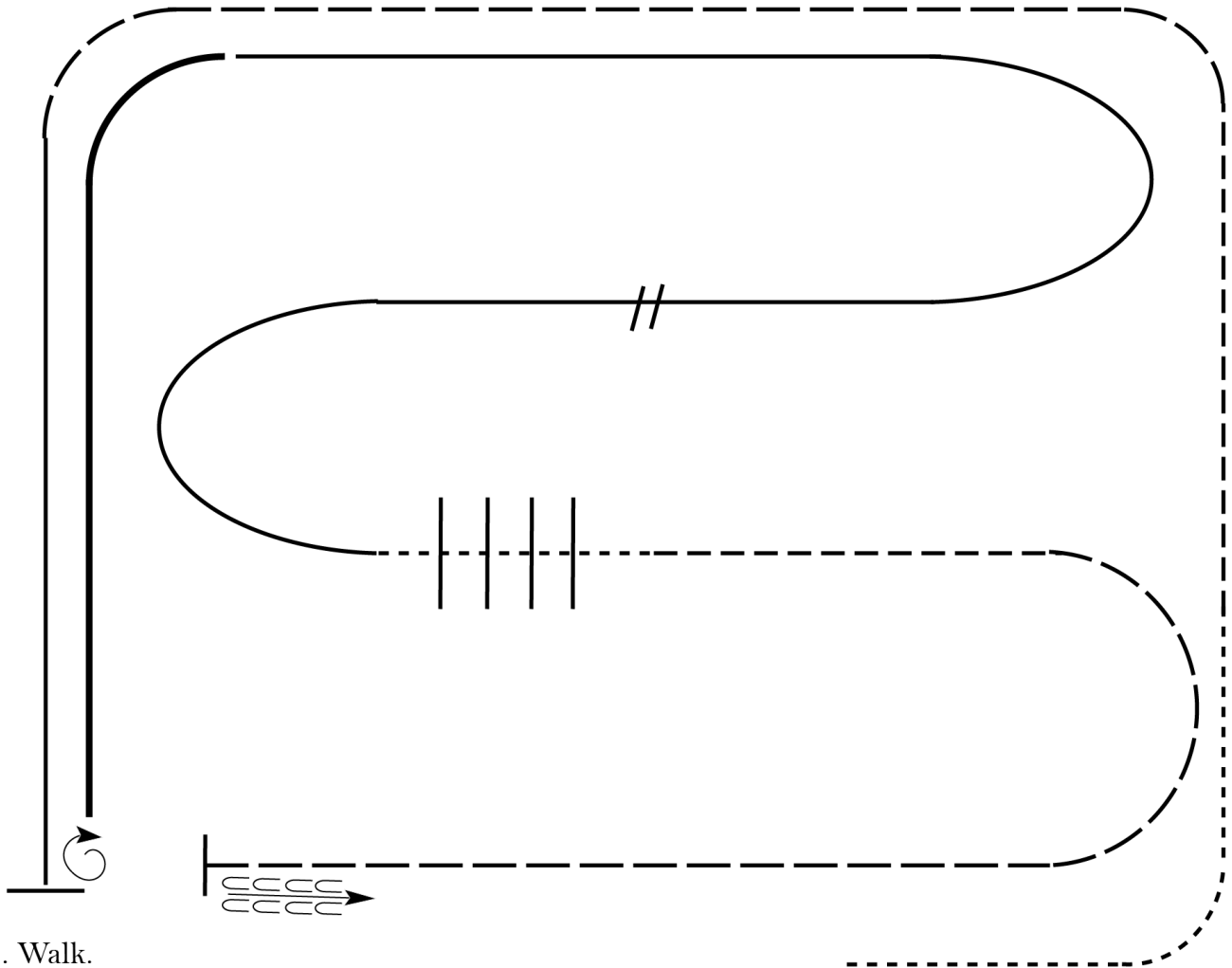
# St. Clair County State Qualifying Show

## Ranch Riding (All Ages)

Show Date: 06-07-2026

www.HorseShowPatterns.com

www.HorseShowPatterns.com



1. Walk.
2. Trot
3. Extended trot.
4. Left lead lope
5. Stop, 1 1/2 turn right
6. Extended lope
7. Collect to working lope-right lead
8. Change leads (simple or flying)
9. Walk
10. Walk over logs
11. Trot
12. Extended trot
13. Stop and back

<b>Walk</b>	-----
<b>Jog</b>	-----
<b>Extended Jog</b>	-----
<b>Lope</b>	-----
<b>Lead Change</b>	////
<b>Back</b>	←-----
<b>Marker</b>	(B)

[RR/2]

Pattern Provided by:

*Jennifer Ypma*

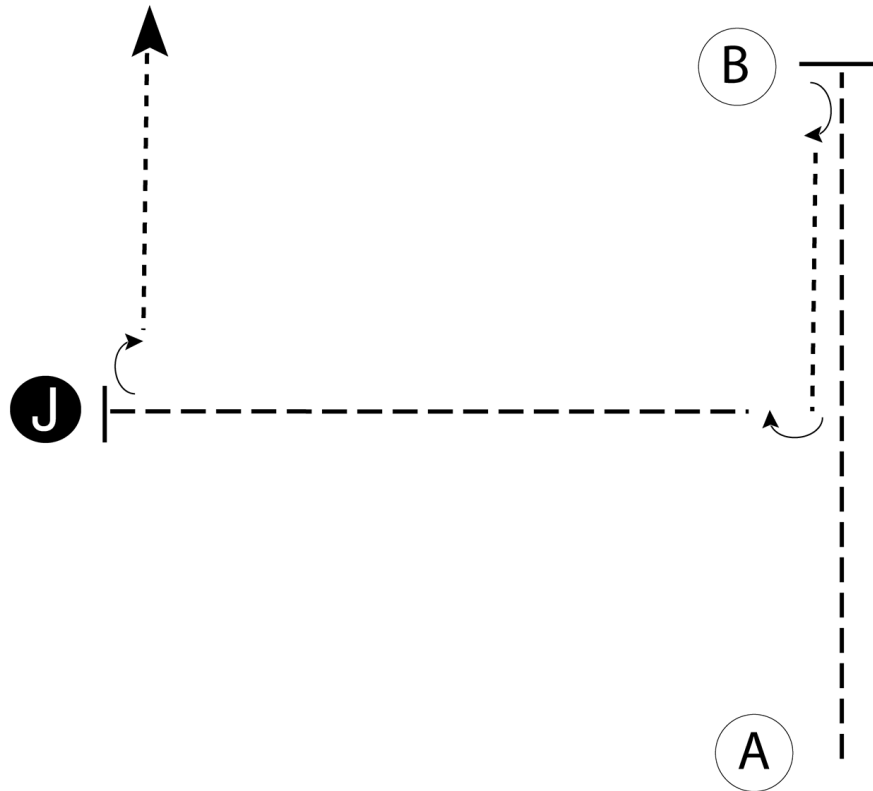
# St. Clair County State Qualifying Show

## Gymkhana Showmanship (All Ages)

Show Date: 06-07-2026

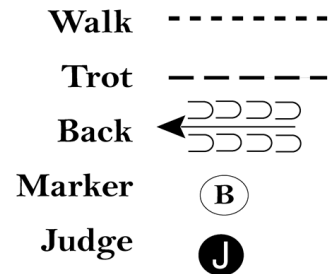
w w w . H o r s e S h o w P a t t e r n s . c o m

w w w . H o r s e S h o w P a t t e r n s . c o m



Be ready at A.

1. Trot to B.
2. Stop at B.
3. Perform a 180 degree turn.
4. Walk until even with judge. Perform a 90 degree turn.
5. Trot to judge.
6. Stop and set up for inspection.
7. When dismissed, perform a 90 degree turn.
8. Walk straight away from judge.



Follow the instructions of your ring steward.

[S/1-45]

Pattern Provided by:

*Jennifer Ypma*