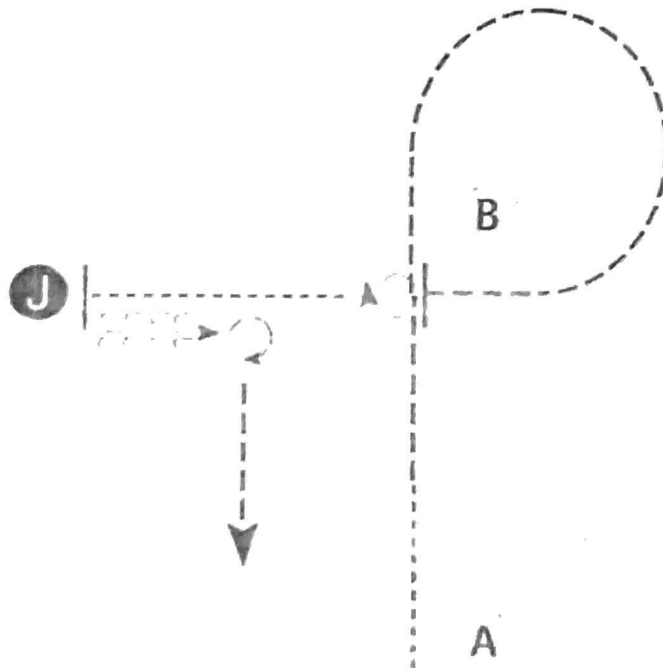


Showmanship

Class # 1 4 5
Age Division HORSELESS 12-15 16-19



Be ready at A.

1. Walk halfway to b
2. Trot to and around B as shown
3. Stop when just past B & perform a 360 degree turn
4. Walk to judge & set up for inspection
5. When dismissed, back one horse length
6. Perform a 270 degree turn and trot away

Showmanship

Class # 2'' 3 42 43 44
Age Division W/T 8-11 8-11 12-15 16-19

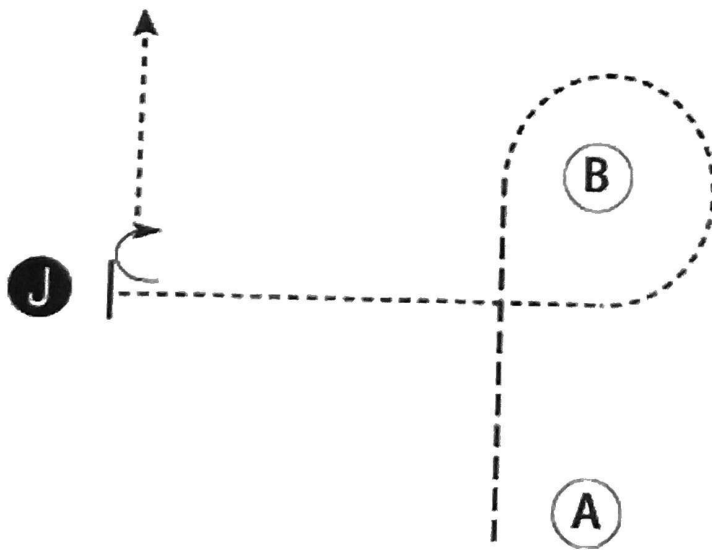
Be ready at A.

Trot from A to B.

Walk around B and to judge.

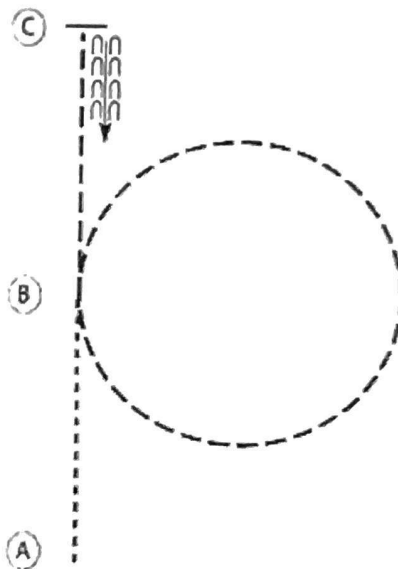
Stop and set up for inspection.

When dismissed, perform a 90°
Turn and walk away.



Walk/Trot Hunt Seat Equitation

Class # 12 13 14
Age Division 8-11 12-15 16-19



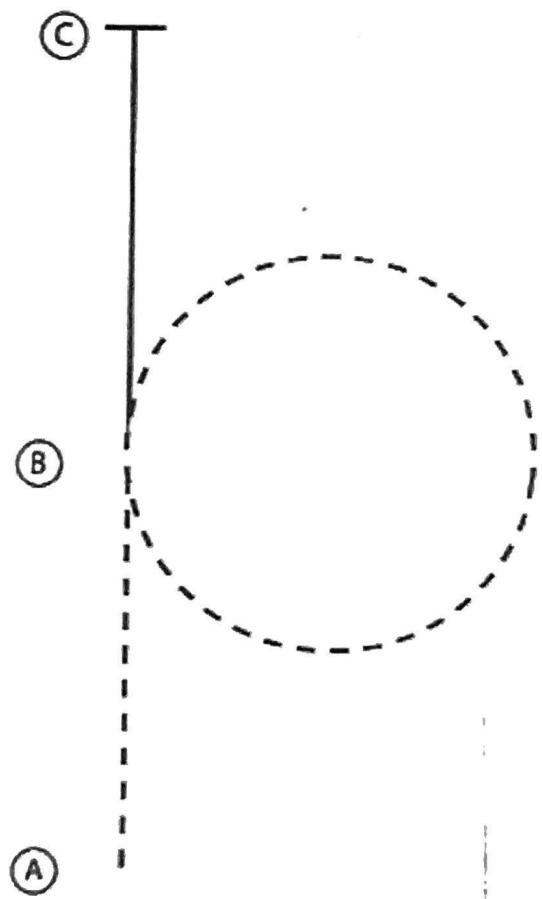
Be ready at A.

1. Walk from A to B.
2. At B, perform a posting trot circle to the right on the proper diagonal.
3. Return to B and perform a sitting trot to C.
4. Stop at C and back approximately one horse length.

ENGLISH EQUITATION

CLASS # 15

AGE DIVISION 8-11



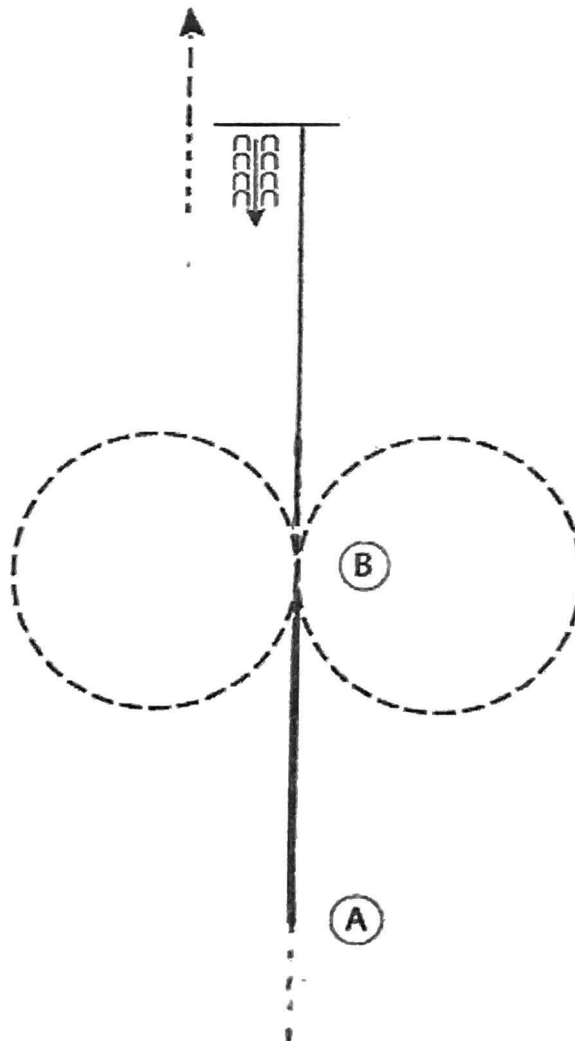
1. Sitting trot A to B
2. At B posting trot circle to the right on the proper diagonal
3. At B canter on the left lead to C
4. Stop at C

EE9

English Equitation

Class # 16 17

Age Division 12-15 16-19



1. Walk to A
2. Canter right lead to B
3. Perform figure eight at the posting trot starting to the right
4. Close figure eight and canter left lead
5. Stop and back

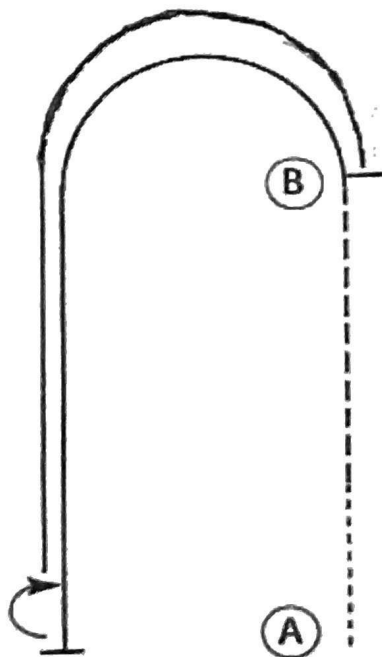
Western Equitation

Class # 2-7

Age Division 8-11

Be ready at A.

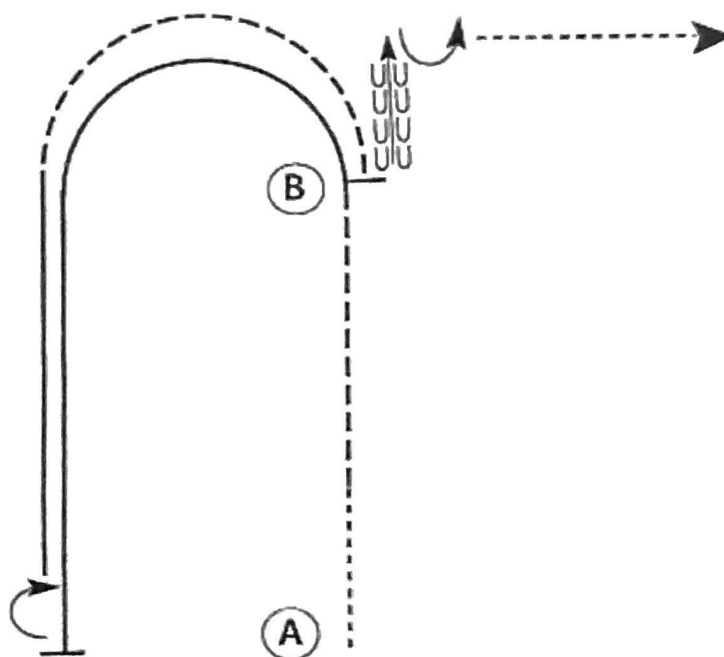
1. Walk approximately 2 horse lengths from A.
2. Jog to B.
3. Lope on left lead in a half circle then straight until even with A.
4. Stop and perform a 180 degree turn to the right.
5. Lope on the right lead straight away then in a half circle until even with B.



Western Equitation

Class # 28 29

Age Division 12-15 16-19



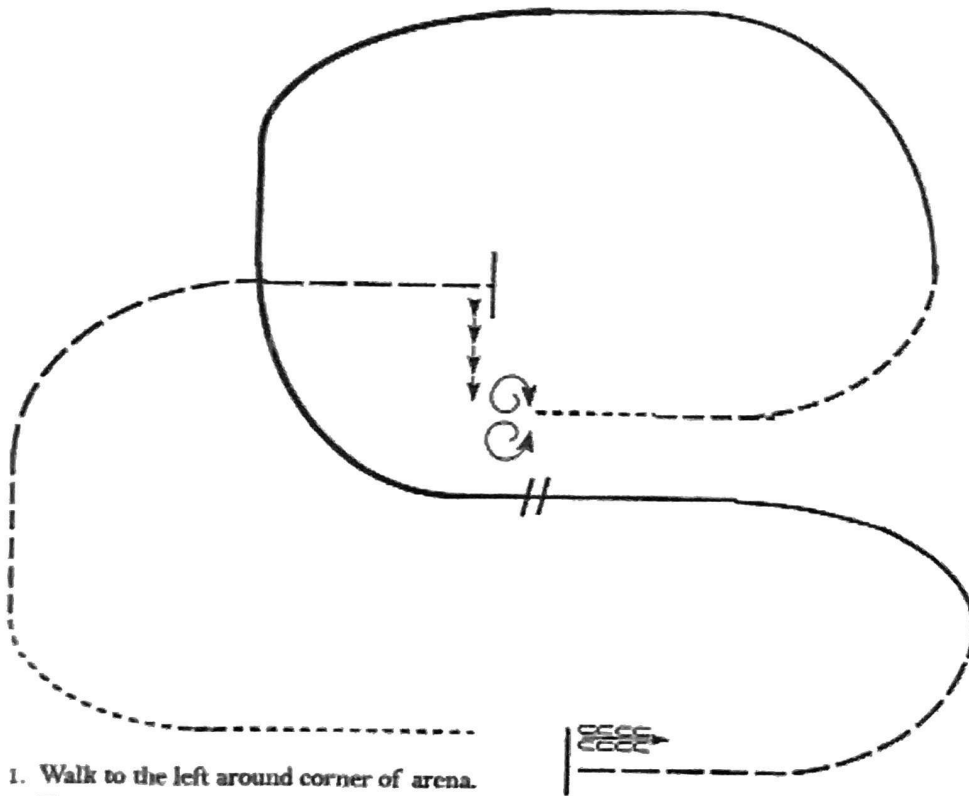
Be ready at A.

1. Walk approximately 2 horse lengths from A.
2. Jog to B.
3. Lope on the left lead in a half circle and then straight until even with A.
4. Stop and perform a 180 degree turn to the right.
5. Lope on the right lead until even with B.
6. Jog to B.
7. Stop at B and back approximately one horse length.
8. Perform a 90 degree turn to the left and walk straight away.

Ranch Riding

Class # 134 35

Age Division 12-15 16-19



1. Walk to the left around corner of arena.
2. Trot
3. Extend alongside of the arena and around the corner to center.
4. Stop, side pass right
5. 360 degree turn each direction (either way 1st)
6. Walk
7. Trot
8. Lope left lead
9. Extend the lope
10. Change leads (simple or flying)
11. Collect to the lope
12. Extend trot
13. Stop and back

Walk	-----
Jog	-----
Extended Jog	-----
Lope	-----
Lead Change	////
Back	←←←←
Marker	Ⓚ